

Basispatroon muts rounded top.



KnitByBart



Breipatroon voor eenvoudige muts, gebruikte steken zijn recht / averecht op rondbreinaald en tweepunts naalden voor de top. De boord wordt 1r 1a of 2r 2a gebreid. Je kunt dit patroon zelf creatief invullen met steken , kleuren, fair isle etc.

De patronen in het engels , mailen mag altijd. Andere maat nodig , mail even en je krijgt een passend patroon.

Maten:

- Baby
- Kind
- Peuter
- Small
- Medium
- Large
-

Stekenproef:

26 st x 32 nld = 10 x 10 cm

Naalden:

Rondbreinaal , 3.5 mm van 40 cm voor de boord en middenstuk.

Tweepunts naalden 3.5 mm voor de top (4x).

Breigaren:

[Natuurlijk / handgeverfde wol , 300 meter / 100 gram.](#)

De naturel wol is erg mooi voor een wit mutsje, combineer eventueel met de hand geverfde wol. Uit een streng kun je afhankelijk van de maat meerdere mutsen breien.

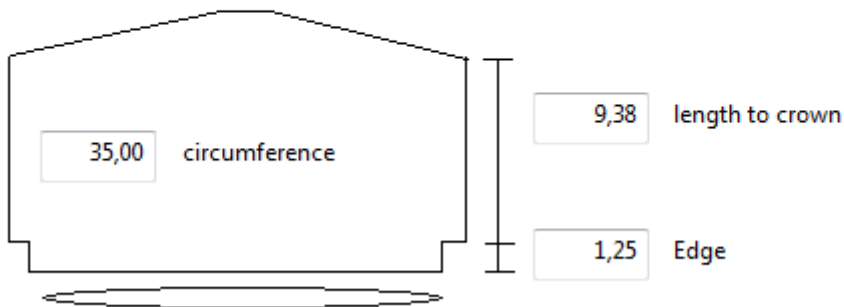


Babymuts:

Schema:

Style Edge Pattern

Size Pattern Repeat



Style: Cap (Rounded Top)

Circular Knitting

Gauge

26, sts per 10 cm, 32, rws per 10 cm

Size

Baby

Yarn Amt: approx 76 meters

Cast On

Cast on 92 sts. Place marker, join.

Edging

Round 1: *K1, p1. Repeat from * to end of the round.

Repeat Round 1 until piece measures 1 cm or desired length from the cast-on edge.

Body

Work in pattern until piece measures 10 cm or desired length from the cast-on edge.

Crown

On the next round (work 21 sts, k2tog) 4 times. [88 sts]

Work one round even.

Shape crown as described below.

Round 1: *Work 6, k2tog. Repeat from * around. [77 sts remain]

Round 2: Work even

Round 3: *Work 5, k2tog. Repeat from * around. [66 sts remain]

Round 4: Work even

Round 5: *Work 4, k2tog. Repeat from * around. [55 sts remain]

Round 6: Work even

Round 7: *Work 3, k2tog. Repeat from * around. [44 sts remain]

Round 8: Work even

Round 9: *Work 2, k2tog. Repeat from * around. [33 sts remain]

Round 10: Work even

Round 11: *Work 1, k2tog. Repeat from * around. [22 sts remain]

Round 12: Work even

Round 13: *K2tog. Repeat from * around. [11 sts remain]

Finishing

Cut yarn, a generous tail. Draw tail through remaining stitches on the needle. Pull gently to close hole. Weave in tail.

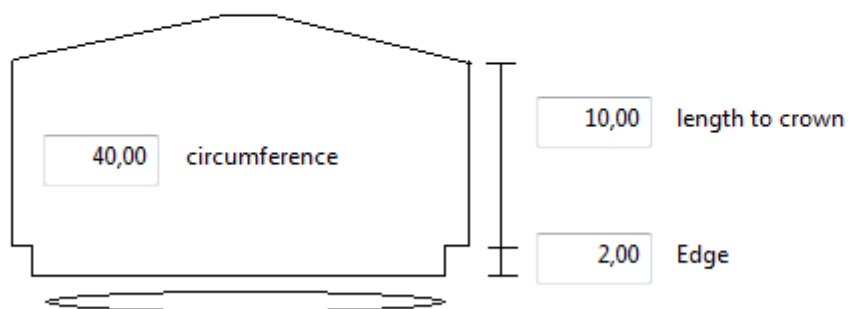
Weave in ends.

Peutermuts:



KnitByBart

Style Edge Pattern
Size Pattern Repeat



Style: Cap (Rounded Top)

Circular Knitting

Gauge

26, sts per 10 cm, 32, rws per 10 cm

Size

Toddler

Yarn Amt: approx 101 meters

Cast On

Cast on 104 sts. Place marker, join.

Edging

Round 1: *K2, p2. Repeat from * to end of the round.

Repeat Round 1 until piece measures 2 cm or desired length from the cast-on edge.

Body

Work in pattern until piece measures 12 cm or desired length from the cast-on edge.

Crown

On the next round (work 24 sts, k2tog) 4 times. [100 sts]

Work one round even.

Shape crown as described below.

Round 1: *Work 8, k2tog. Repeat from * around. [90 sts remain]

Round 2: Work even

Round 3: *Work 7, k2tog. Repeat from * around. [80 sts remain]

Round 4: Work even
Round 5: *Work 6, k2tog. Repeat from * around. [70 sts remain]
Round 6: Work even
Round 7: *Work 5, k2tog. Repeat from * around. [60 sts remain]
Round 8: Work even
Round 9: *Work 4, k2tog. Repeat from * around. [50 sts remain]
Round 10: Work even
Round 11: *Work 3, k2tog. Repeat from * around. [40 sts remain]
Round 12: Work even
Round 13: *Work 2, k2tog. Repeat from * around. [30 sts remain]
Round 14: Work even
Round 15: *Work 1, k2tog. Repeat from * around. [20 sts remain]
Round 16: Work even
Round 17: *K2tog. Repeat from * around. [10 sts remain]

Finishing

Cut yarn, a generous tail. Draw tail through remaining stitches on the needle. Pull gently to close hole. Weave in tail.

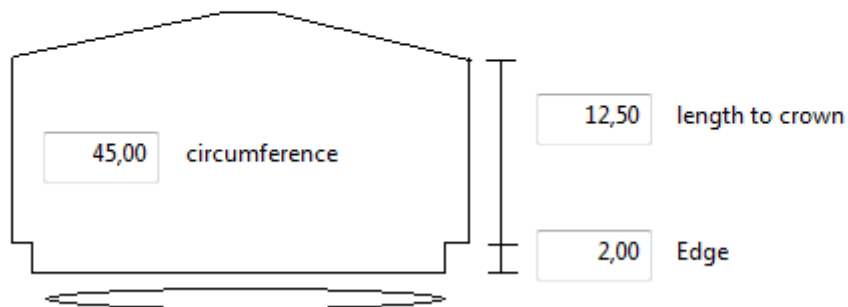
Weave in ends.

Kind



KnitByBart

Style Edge Pattern
Size Pattern Repeat



Style: Cap (Rounded Top)

Circular Knitting

Gauge

26, sts per 10 cm, 32, rws per 10 cm

Size

Child

Yarn Amt: approx 132 meters

Cast On

Cast on 116 sts. Place marker, join.

Edging

Round 1: *K2, p2. Repeat from * to end of the round.

Repeat Round 1 until piece measures 2 cm or desired length from the cast-on edge.

Body

Work in pattern until piece measures 14 cm or desired length from the cast-on edge.

Crown

On the next round (work 17 sts, k2tog) 4 times. Then (work 18 sts, k2tog) 2 times. [110 sts]

Work one round even.

Round 1: *Work 8, k2tog. Repeat from * around. [99 sts remain]

Round 2: Work even

Round 3: *Work 7, k2tog. Repeat from * around. [88 sts remain]

Round 4: Work even

Round 5: *Work 6, k2tog. Repeat from * around. [77 sts remain]

Round 6: Work even

Round 7: *Work 5, k2tog. Repeat from * around. [66 sts remain]

Round 8: Work even

Round 9: *Work 4, k2tog. Repeat from * around. [55 sts remain]

Round 10: Work even

Round 11: *Work 3, k2tog. Repeat from * around. [44 sts remain]

Round 12: Work even

Round 13: *Work 2, k2tog. Repeat from * around. [33 sts remain]

Round 14: Work even

Round 15: *Work 1, k2tog. Repeat from * around. [22 sts remain]

Round 16: Work even

Round 17: *K2tog. Repeat from * around. [11 sts remain]

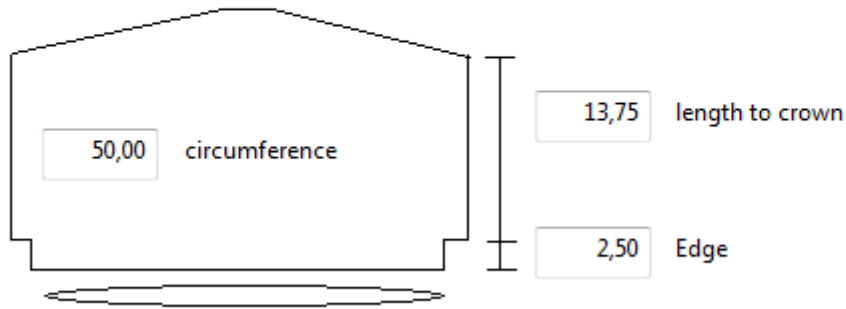
Finishing

Cut yarn, a generous tail. Draw tail through remaining stitches on the needle. Pull gently to close hole. Weave in tail.

Weave in ends.

Small:

Style Edge Pattern
Size Pattern Repeat



Style: Cap (Rounded Top)

Circular Knitting

Gauge

26, sts per 10 cm, 32, rws per 10 cm

Size

Adult Small

Yarn Amt: approx 157 meters

Cast On

Cast on 128 sts. Place marker, join.

Edging

Round 1: *K2, p2. Repeat from * to end of the round.

Repeat Round 1 until piece measures 2 cm or desired length from the cast-on edge.

Body

Work in pattern until piece measures 15 cm or desired length from the cast-on edge.

Crown

On the next round (work 14 sts, k2tog) 8 times. [120 sts]

Work one round even.

Shape crown as described below.

Round 1: *Work 8, k2tog. Repeat from * around. [108 sts remain]

Round 2: Work even

Round 3: *Work 7, k2tog. Repeat from * around. [96 sts remain]

Round 4: Work even

Round 5: *Work 6, k2tog. Repeat from * around. [84 sts remain]

Round 6: Work even

Round 7: *Work 5, k2tog. Repeat from * around. [72 sts remain]

Round 8: Work even

Round 9: *Work 4, k2tog. Repeat from * around. [60 sts remain]

Round 10: Work even

Round 11: *Work 3, k2tog. Repeat from * around. [48 sts remain]
Round 12: Work even
Round 13: *Work 2, k2tog. Repeat from * around. [36 sts remain]
Round 14: Work even
Round 15: *Work 1, k2tog. Repeat from * around. [24 sts remain]
Round 16: Work even
Round 17: *K2tog. Repeat from * around. [12 sts remain]

Finishing

Cut yarn, a generous tail. Draw tail through remaining stitches on the needle. Pull gently to close hole. Weave in tail.

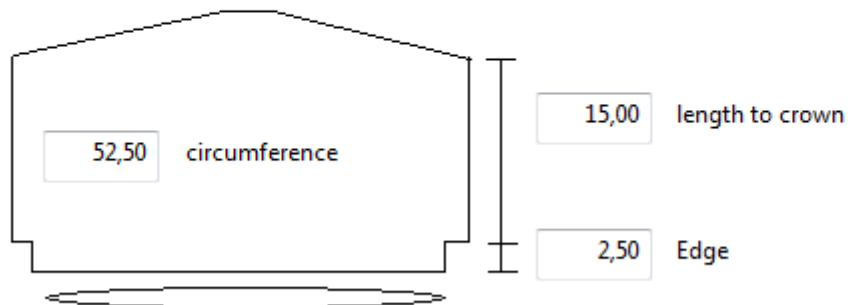
Weave in ends.

Medium



KnitByBart

Style Edge Pattern
Size Pattern Repeat



Style: Cap (Rounded Top)

Circular Knitting

Gauge

26, sts per 10 cm, 32, rws per 10 cm

Size

AdultMedium

Yarn Amt: approx 184 meters

Cast On

Cast on 132 sts. Place marker, join.

Edging

Round 1: *K2, p2. Repeat from * to end of the round.

Repeat Round 1 until piece measures 2 cm or desired length from the cast-on edge.

Body

Work in pattern until piece measures 17 cm or desired length from the cast-on edge.

Crown

On the next round (work 64 sts, k2tog) 2 times. [130 sts]

Work one round even.

Shape crown as described below.

Round 1: *Work 8, k2tog. Repeat from * around. [117 sts remain]

Round 2: Work even

Round 3: *Work 7, k2tog. Repeat from * around. [104 sts remain]

Round 4: Work even

Round 5: *Work 6, k2tog. Repeat from * around. [91 sts remain]

Round 6: Work even

Round 7: *Work 5, k2tog. Repeat from * around. [78 sts remain]

Round 8: Work even

Round 9: *Work 4, k2tog. Repeat from * around. [65 sts remain]

Round 10: Work even

Round 11: *Work 3, k2tog. Repeat from * around. [52 sts remain]

Round 12: Work even

Round 13: *Work 2, k2tog. Repeat from * around. [39 sts remain]

Round 14: Work even

Round 15: *Work 1, k2tog. Repeat from * around. [26 sts remain]

Round 16: Work even

Round 17: *K2tog. Repeat from * around. [13 sts remain]

Finishing

Cut yarn, a generous tail. Draw tail through remaining stitches on the needle. Pull gently to close hole. Weave in tail.

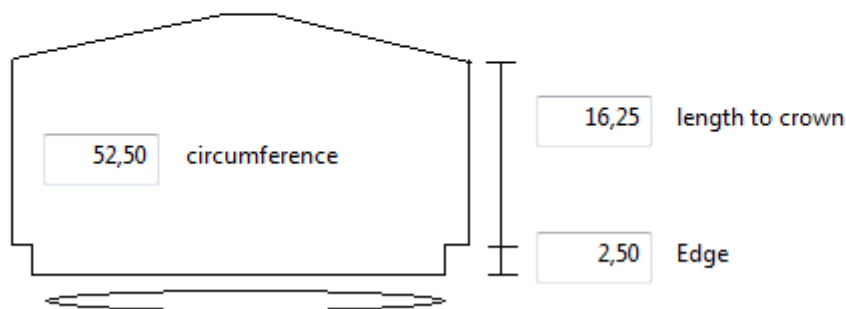
Weave in ends.

Large:



KnitByBart

Style Edge Pattern
Size Pattern Repeat



Style: Cap (Rounded Top)

Circular Knitting

Size

Adult Large

Yarn Amt: approx 196 meters

Cast On

Cast on 132 sts. Place marker, join.

Edging

Round 1: *K2, p2. Repeat from * to end of the round.

Repeat Round 1 until piece measures 2 cm or desired length from the cast-on edge.

Body

Work in pattern until piece measures 18 cm or desired length from the cast-on edge.

Crown

On the next round (work 64 sts, k2tog) 2 times. [130 sts]

Work one round even.

Shape crown as described below.

Round 1: *Work 8, k2tog. Repeat from * around. [117 sts remain]

Round 2: Work even

Round 3: *Work 7, k2tog. Repeat from * around. [104 sts remain]

Round 4: Work even

Round 5: *Work 6, k2tog. Repeat from * around. [91 sts remain]

Round 6: Work even
Round 7: *Work 5, k2tog. Repeat from * around. [78 sts remain]
Round 8: Work even
Round 9: *Work 4, k2tog. Repeat from * around. [65 sts remain]
Round 10: Work even
Round 11: *Work 3, k2tog. Repeat from * around. [52 sts remain]
Round 12: Work even
Round 13: *Work 2, k2tog. Repeat from * around. [39 sts remain]
Round 14: Work even
Round 15: *Work 1, k2tog. Repeat from * around. [26 sts remain]
Round 16: Work even
Round 17: *K2tog. Repeat from * around. [13 sts remain]

Finishing

Cut yarn, a generous tail. Draw tail through remaining stitches on the needle. Pull gently to close hole. Weave in tail.

Weave in ends.